



Corporate Update - September 2019

JIM BEYER – Managing Director & CEO

ASX:RRL

CAUTIONARY STATEMENT

This presentation contains only a brief overview of Regis Resources Limited and its associated entities ("Regis or RRL") and their respective activities and operations. The contents of this presentation, including matters relating to the geology of Regis' projects, may rely on various assumptions and subjective interpretations which it is not possible to detail in this presentation and which have not been subject to any independent verification.

This presentation contains a number of forward-looking statements. Known and unknown risks and uncertainties, and factors outside of Regis' control, may cause the actual results, performance and achievements of Regis to differ materially from those expressed or implied in this presentation. To the maximum extent permitted by law, Regis does not warrant the accuracy, currency or completeness of the information in this presentation, nor the future performance of Regis, and will not be responsible for any loss or damage arising from the use of the information. The information contained in this presentation is not a substitute for detailed investigation or analysis of any particular issue. Current and potential investors and shareholders should seek independent advice before making any investment decision in regard to Regis or its activities.

The information in this presentation that relates to Exploration Results is extracted from the Australian Stock Exchange (ASX) announcement released 23 July 2019 entitled "Quarterly Report to 30 June 2019". Production Targets and associated forecast financial information is extracted from the ASX announcement released 23 July 2019 entitled "Quarterly Report to 30 June 2019" and Mineral Resources and Ore Reserves is extracted from the Mineral Resource and Ore Reserve Statements released to the ASX on 19 July 2019 (the Relevant ASX Announcements). In each case, appropriate Competent Person's consents were obtained for the release of that information in the Relevant ASX Announcements and those consents remain in place for subsequent releases by the Company of the same information in the same form and context, until the consent is withdrawn or replaced by a subsequent report and accompanying consent.

The Company confirms that it is not aware of any new information or data that materially

affects the information included in the Relevant ASX Announcements and in each case the Production Targets, forecast financial information and estimates of Mineral Resources or Ore Reserves, that all material assumptions and technical parameters underpinning that information in the Relevant ASX Announcements continue to apply and have not materially changed. The Company confirms that the form and context in which the Competent Person's findings are presented have not been materially modified from the original ASX announcement.

Past performance and pro-forma financial information given in this document, including in relation to upgrades to resources and reserves, is given for illustrative purposes only and should not be relied upon as (and is not) an indication of future performance, nor of Regis' views on the Company's future financial performance or condition. Investors should note that past performance of Regis, including the historical trading prices of its shares, cannot be relied upon as an indicator of (and provides no guidance as to) Regis' future performance, including the future trading price of its shares. The historical information included in this presentation is, or is based on, information that has previously been released to the market.

As noted above, an investment in Regis shares is subject to known and unknown risks, some of which are beyond the control of Regis. Regis does not guarantee any particular rate of return or the performance of the Company, nor does it guarantee the repayment of capital from Regis or any particular tax treatment.

The distribution of this presentation (including an electronic copy) outside of Australia (including the United States) may be restricted by law and any such restrictions should be observed. Any non-compliance with these restrictions may contravene applicable securities laws.

ASX announcements are available on the Company's website at www.regisresources.com.au

CORPORATE OVERVIEW

CAPITAL STRUCTURE

ASX Code	RRL
Issued capital¹	508.2M shares
Market capitalisation²	A\$2.7B
Liquidity (90 day)³	3.9M/day
Cash and gold on hand⁴	A\$205M
Borrowings⁴	Nil
Resources⁵	8.2Moz
Reserves⁵	4.0Moz

BOARD & MANAGEMENT

James Mactier
Chairman

Jim Beyer
Managing Director

Paul Thomas
COO (retiring)

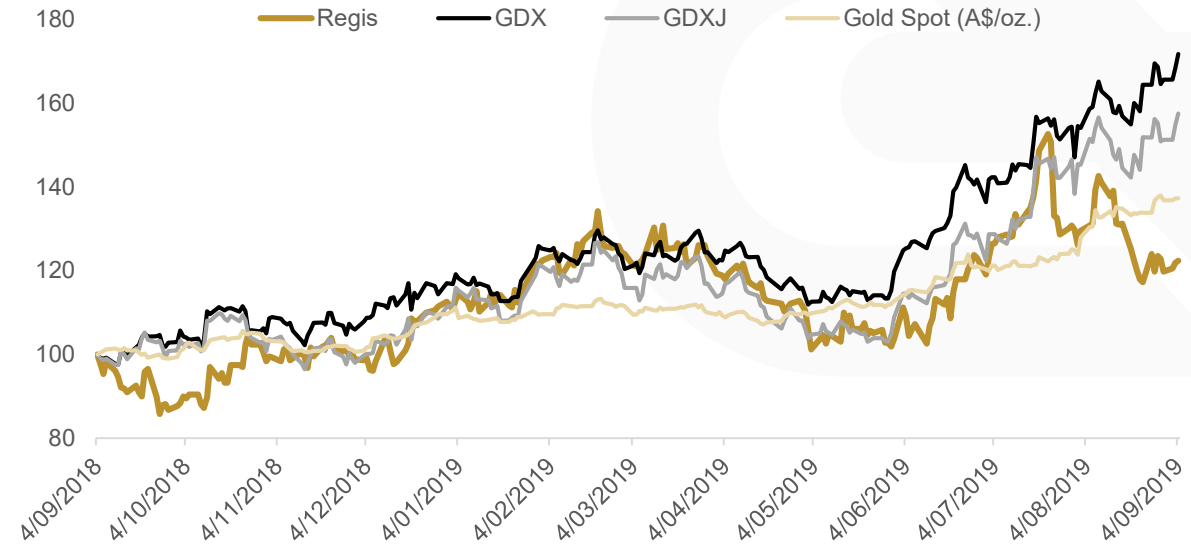
Ross Kestel
Independent
Non-Executive Director

Fiona Morgan
Independent
Non-Executive Director

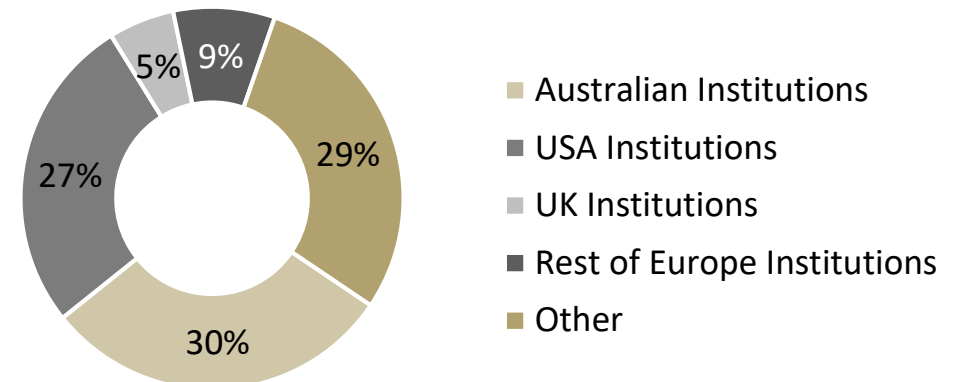
Steve Scudamore
Independent
Non-Executive Director

Jon Latto
CFO &
Company Secretary

12 MONTH SHARE PRICE PERFORMANCE⁶



SHAREHOLDER DISTRIBUTION (% ISSUED SHARES)



1. Appendix 3B 12 July 2019

2. Source: ASX.com.au 5 Sept 2019 at A\$5.22/sh

3. Source: FactSet as at 4 Sept 2019

4. As at 30 June 2019

5. ASX release – Ore Resource and Reserves – 19 July 2019

6. Source: FactSet 4 Sept 2019

10 YEARS OF GROWTH

Production and reserve growth through exploration success and targeted acquisitions

2009

2019

\$50m equity raising plus \$50m debt facility to fund development

Garden Well & Rosemont development funded from operating cashflow

Debt facility fully repaid by 2013

Multiple satellite pits feeding three processing mills

McPhillamys Maiden Ore Reserve of 2.03Moz – DFS underway

UG development commences

EXPLORATION

ROSEMONT UG

DISCOVERY RIDGE

GLOSTER

DUKETON SATELLITE OP

MCPHILLAMYS

ROSEMONT \$75M CAPEX

GARDEN WELL \$109M CAPEX

MOOLART WELL \$75M CAPEX

10MTPA PROCESSING CAPACITY FOR ~\$260M

McPHILLAMYS ACQUISITION 2.3Moz \$150m

GLOSTER ACQUISITION 0.3Moz \$1.5m + Royalty

DISCOVERY RIDGE ACQUISITION 0.5Moz \$3.25m

STRATEGIC LANDHOLDING ACQUIRED AT DUKETON \$20m

GARDEN WELL DISCOVERY 1.4Moz

TOOHEYS WELL DISCOVERY 0.5Moz

2009

CORPORATE HIGHLIGHTS

Proven Australian gold producer and explorer



A\$2.5B company with **8.2Moz** in **Resources** and **4.0Moz** in **Reserves**



Production Guidance of **340,000 - 370,000oz** gold production at **A\$1,125-\$1,195/oz AISC** and **Growth Capital** of **~A\$62m** for FY2020



Strong dividend stream with cumulative payments¹ of **\$A407m** since **2013**



Among the **lowest cost gold producers globally** with **consistent resource and reserve replacement**



Strong financial position - **A\$205m** cash and **bullion** and **no debt**



Next phase of growth from **underground operations**

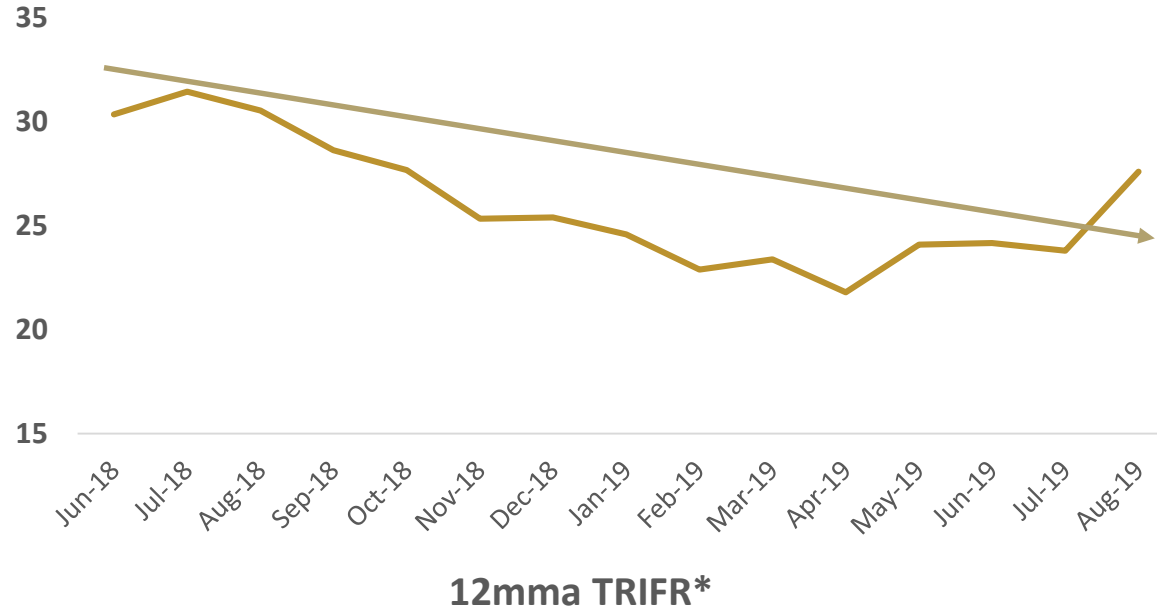


1. Including yet to be paid dividend of \$41m due 16 Sept 2019

OUR PEOPLE – THE FOUNDATION OF OUR SUCCESS

950 PEOPLE IN TOTAL – 338 EMPLOYEES AND 612 CONTRACTORS

TRENDING THE RIGHT WAY WITH ROOM TO KEEP IMPROVING



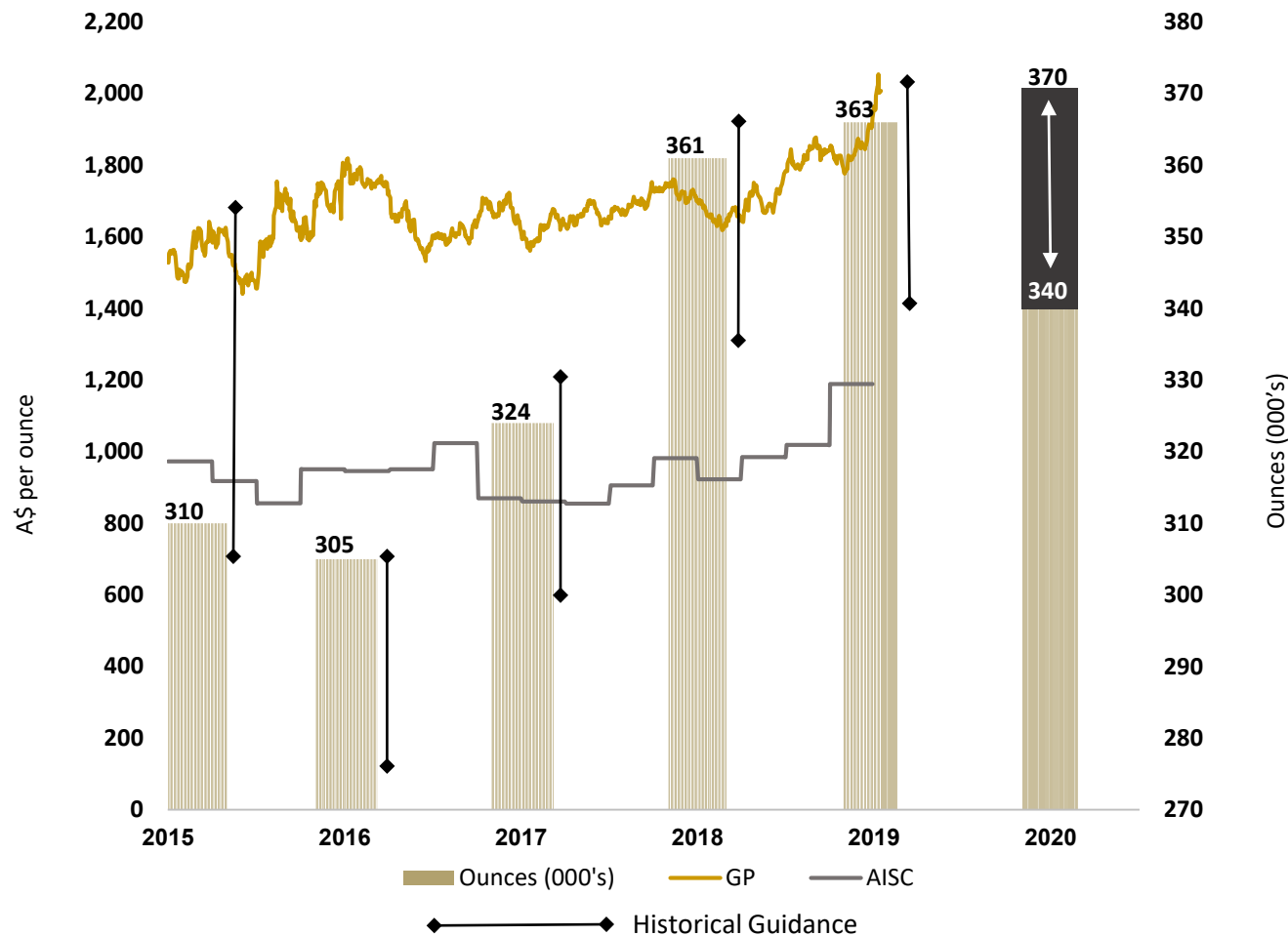
- Renewed focus on safety performance and training
- Risk management process upgrade ensuring appropriate hazard identification and controls
- Trending incident hotspots under detailed review
- Re-invigorating towards a strong, behavioural based safety culture.

* Total Reported Injury Frequency Rate – LTI+RWI+MTI – key internal Regis metric











CONTINUING PRODUCTION GROWTH





STRONG MARGINS, GOOD COST CONTROL
AND STEADY OUTPUT GROWTH



OPERATING PITS

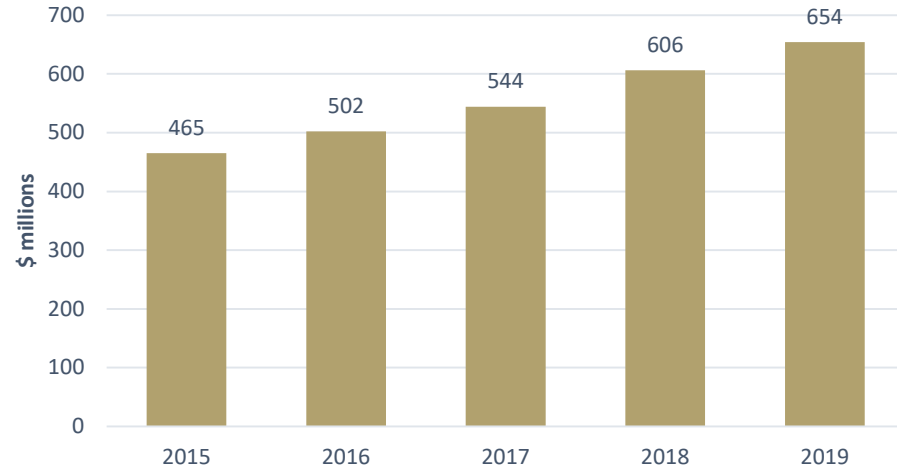
-  Rosemont
-  Garden Well
-  Moolart Well
-  Tooheys Well
-  Anchor
-  Dogbolter
-  Gloster
-  Erlistoun

NEAR-TERM OPPORTUNITIES

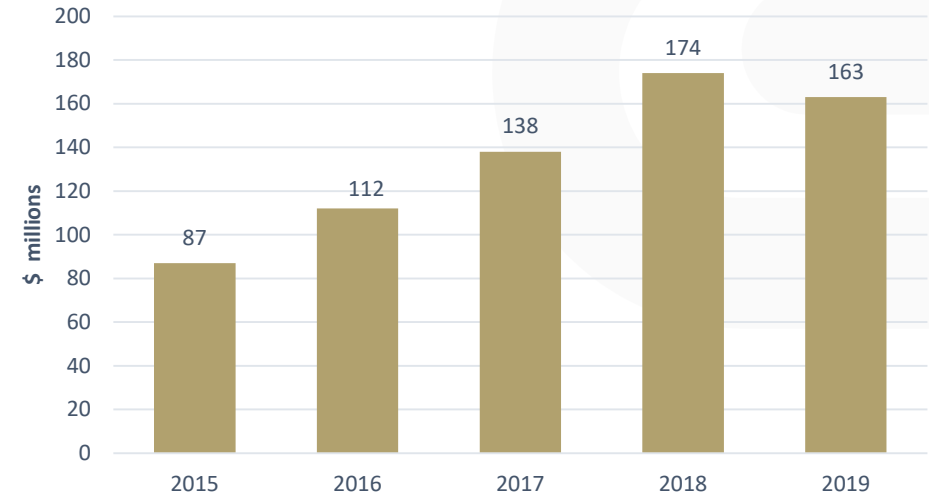
-  Baneygo
-  Russells
-  Petra
-  Beamish

STRONG HISTORIC PERFORMANCE ON PROFIT MEASURES

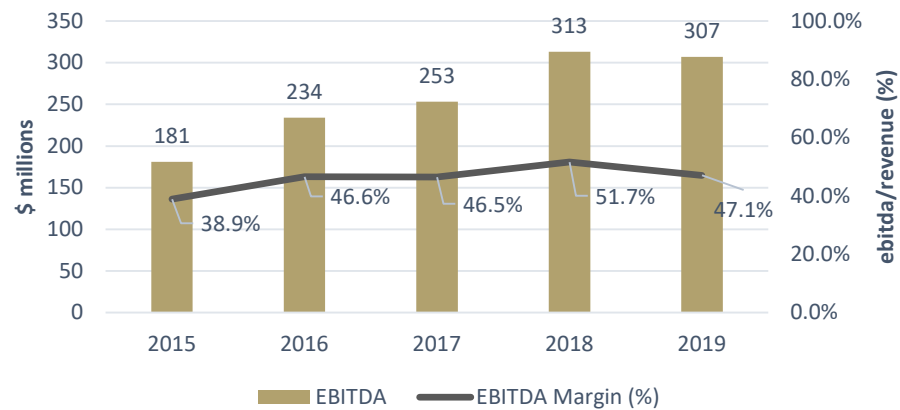
Revenue



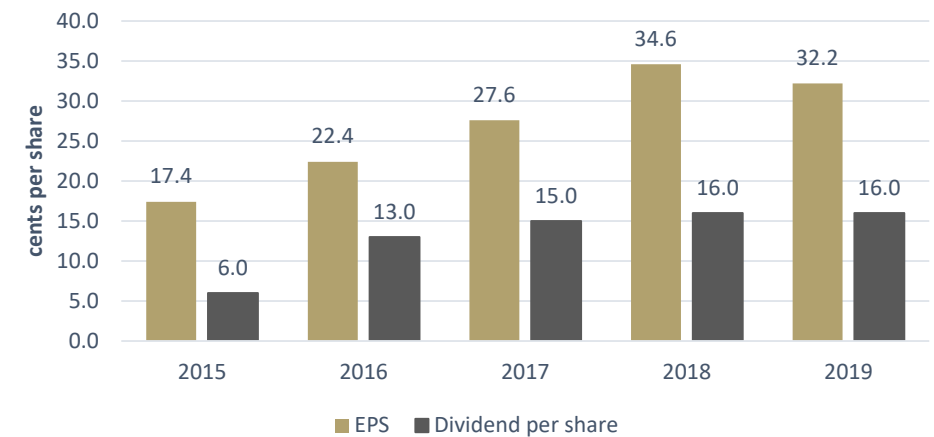
Net Profit After Tax



EBITDA



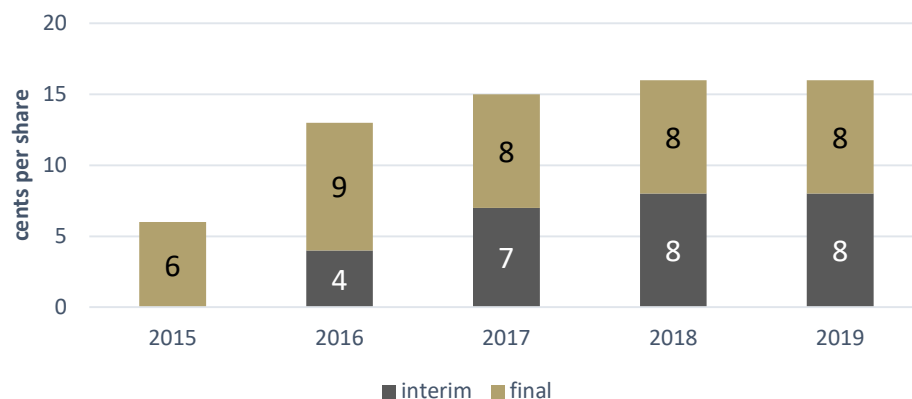
Earnings & Dividend per Share



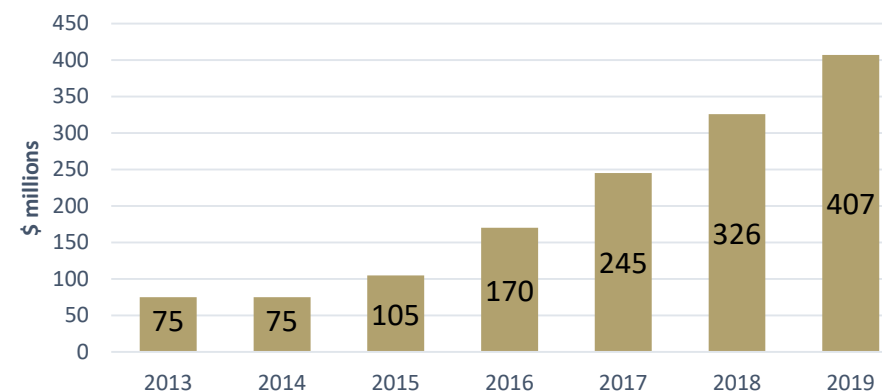
DIVIDEND - Regis is one of the Australian gold industry leaders on dividend payment metrics

- ❑ **Final dividend declared** **8 cents per share fully franked (\$41 million)**
- ❑ **Interim dividend** **8 cents per share fully franked (\$40 million paid March 2019)**
- ❑ **Full year 16 cps (\$81m) fully franked payout:**
 - 12.4% of FY19 revenue and 26.4% of EBITDA*
 - 2.9% basic dividend yield**
 - 4.1% grossed up (for 100% franking) dividend yield**
- ❑ Regis has paid and/or declared 81cps - \$407 million in dividends since 2013
- ❑ Capacity to maintain dividends will continuously be assessed in the context of gold price, operational performance and planned capital expenditure

Dividends Declared



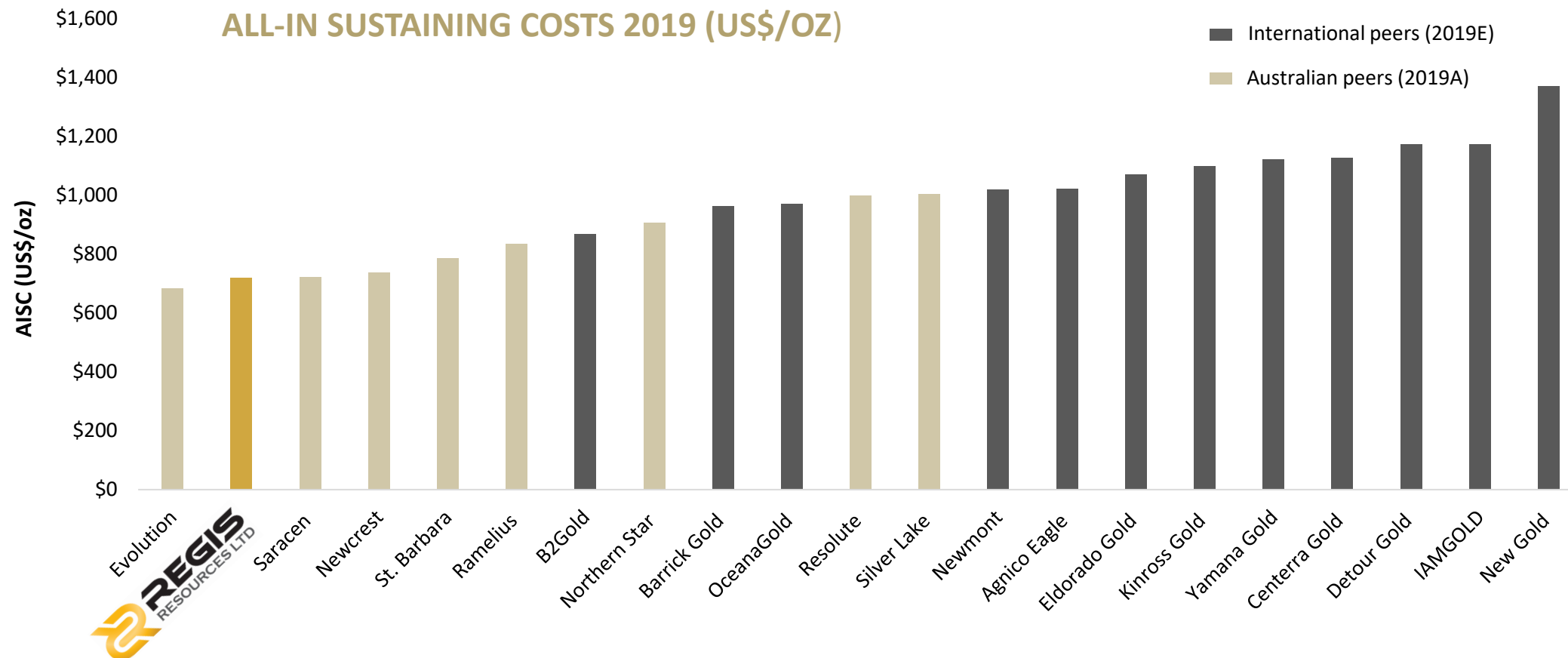
Cumulative Dividends Paid



*EBITDA is an adjusted measure of earnings before interest, taxes, depreciation and amortisation. EBITDA is non-IFRS financial information and is not subject to audit. The measure is included to assist investors to better understand the performance of the business

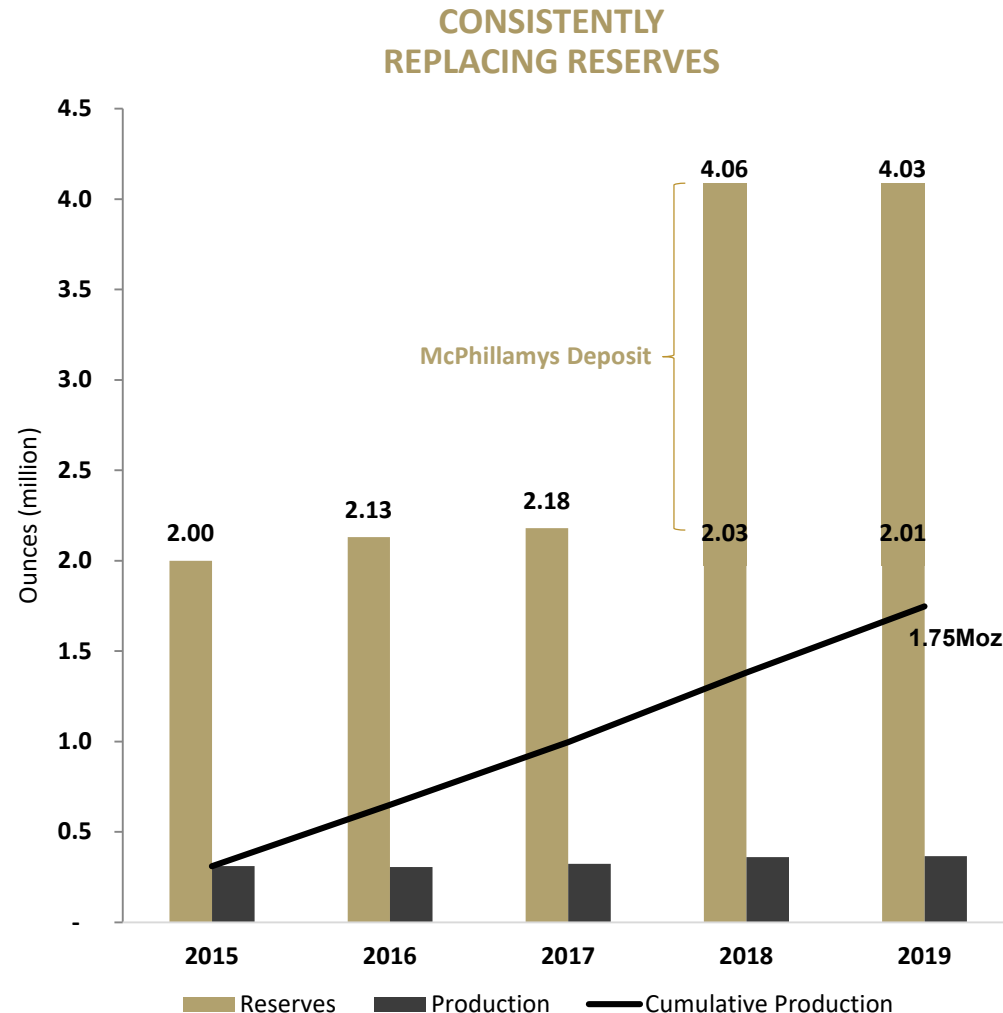
**Annualised dividend yield of 16cps at a closing share price of \$5.57 on 16 August 2019.

INDUSTRY LEADER IN LOW COST PRODUCTION



Source: Canaccord Genuity – July 2019. FX Assumption – 0.70AUD/1USD

CONTINUED LIFE EXTENSION - RESERVE GROWTH



The major contributors to the near replacement in FY2019 of Ore Reserves were:

- ✎ Maiden Underground Ore Reserve at **Rosemont of 123,000 ounces**; and
- ✎ **89,000 ounces at Moolart Well** – Extra year of mine life. End of mining now FY22
- ✎ **57,000 ounces at Garden Well** and
- ✎ **66,000 ounces at Dogbolter**

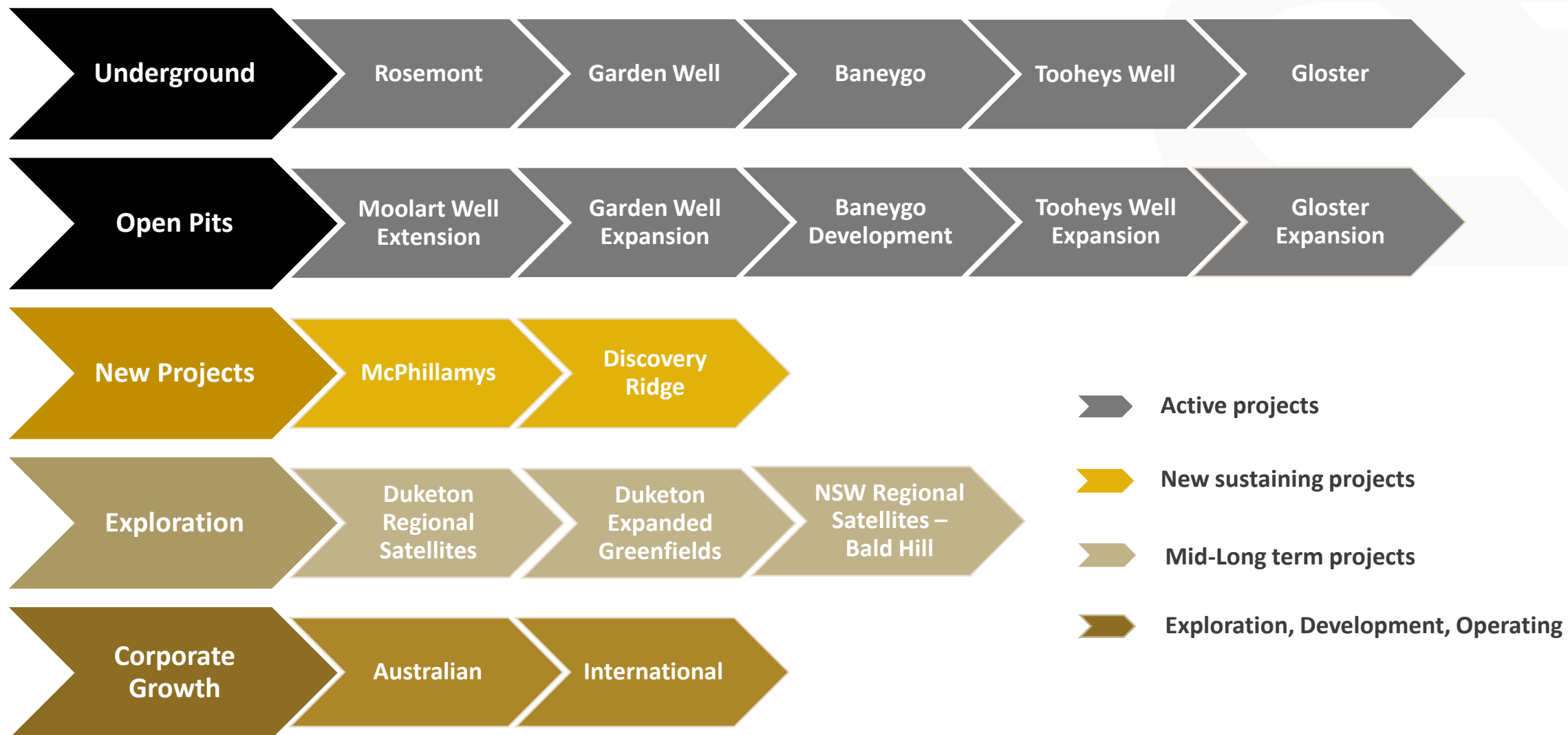
Increases are result of extensional drilling and revised open-pit optimisation strategies.

An aggressive exploration programme at the Duketon Project focussed on high potential areas for Mineral Resource expansions is underway.

Exciting new opportunities for life extension with tripling of exploration ground in the Duketon Belt¹.

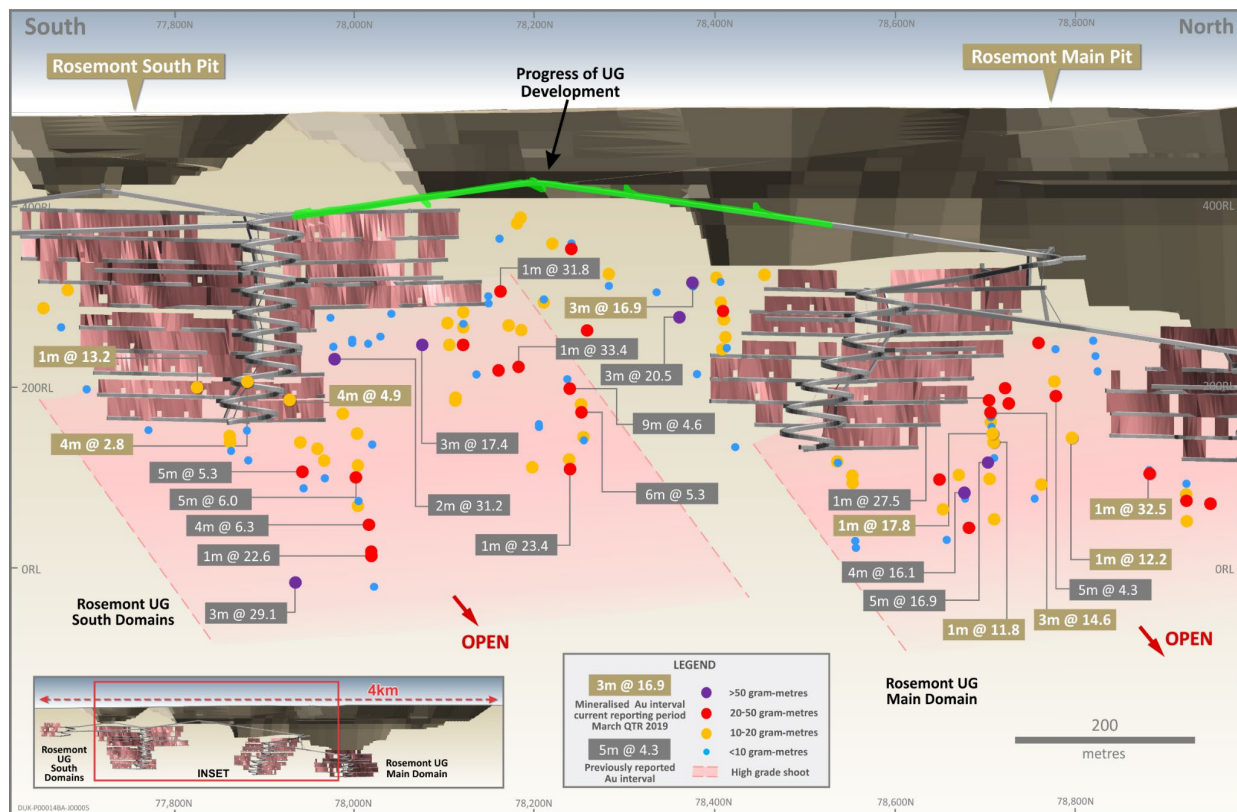
1. Refer to Regis ASX announcement released on 26 August 2019. Duketon Strategic Acquisition

GROWTH STRATEGY CONTINUES



ROSEMONT UNDERGROUND

First development ore delivered in July



- UG Resource¹ – 1.7Mt @ 5.6 g/t Au for 314koz
- Maiden high-grade Central Zone resource¹ – **0.2Mt @ 7.5 g/t Au** for 50koz
- Maiden Ore Reserve¹ – 0.6Mt @ 6.4 g/t Au for 123koz** underpins the first years of production
- Excellent intercepts supporting concept of continuing at depth

PRE-FEASIBILITY STUDY METRICS¹

Commencement Capital	A\$36 million
Maximum Cash Outflow	A\$41 million
Average Mining Rate	480 - 600ktpa
Operating Cost	A\$1,120/oz
Mine Life	~5 years
First Ore	Sept Q 2019



First ore face

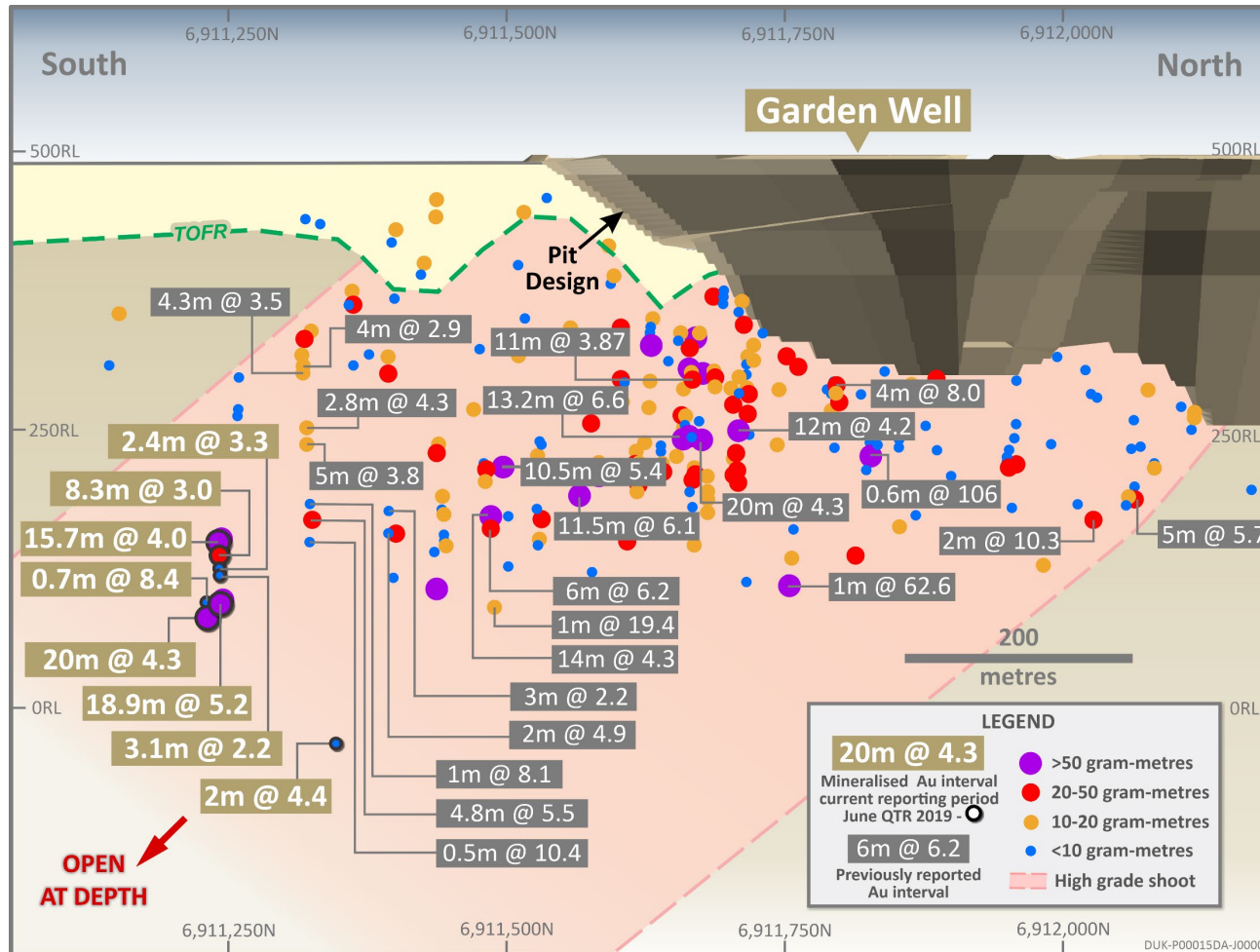
First U/G ore to mill



1. Refer to Regis ASX announcement released on 15 April 2019 for further details on the Pre-feasibility Study (PFS)

GARDEN WELL UNDERGROUND

The next UG development option taking shape



HIGH-GRADE SOUTHERN PLUNGE HIGHLIGHTS UG POTENTIAL

Zone of continuous mineralisation up to 10m true widths & 300m N-S strike and extends mineralisation >300m below surface

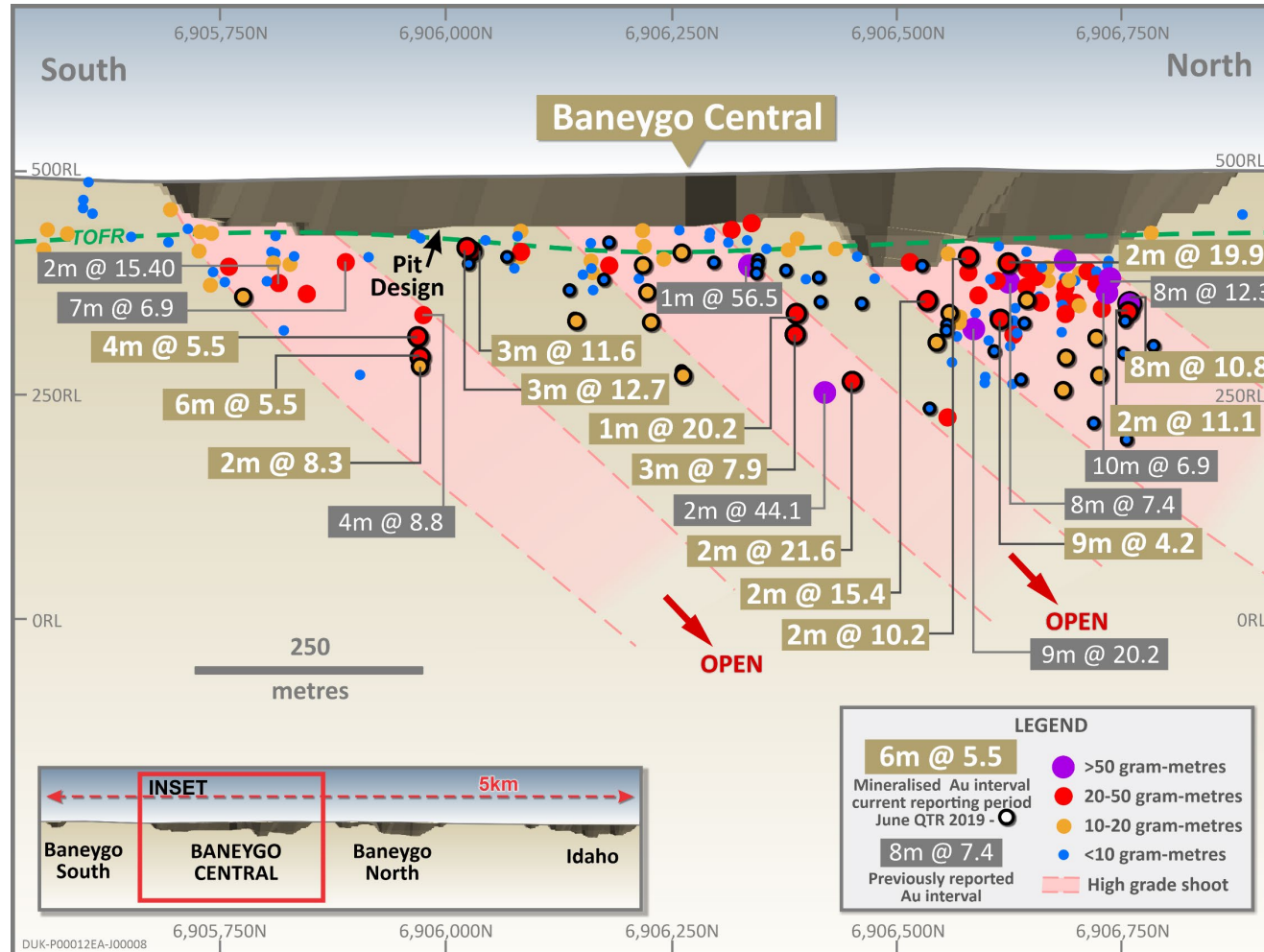
Recent Highlights :

- 17m @ 5.0 g/t Au
- 5m @ 15.3 g/t Au
- 14m @ 4.3 g/t Au
- 14m @ 3.9 g/t Au
- 11m @ 3.9 g/t Au
- 11m @ 3.8 g/t Au
- 6m @ 6.2 g/t Au
- 4m @ 8.0 g/t Au

Design work on an underground concept mine is underway.

BANEYGO UNDERGROUND POTENTIAL

Multiple high grade intercepts under Central Pit demonstrate potential



Quartz dolerite host, same geology and mineralisation style as Rosemont

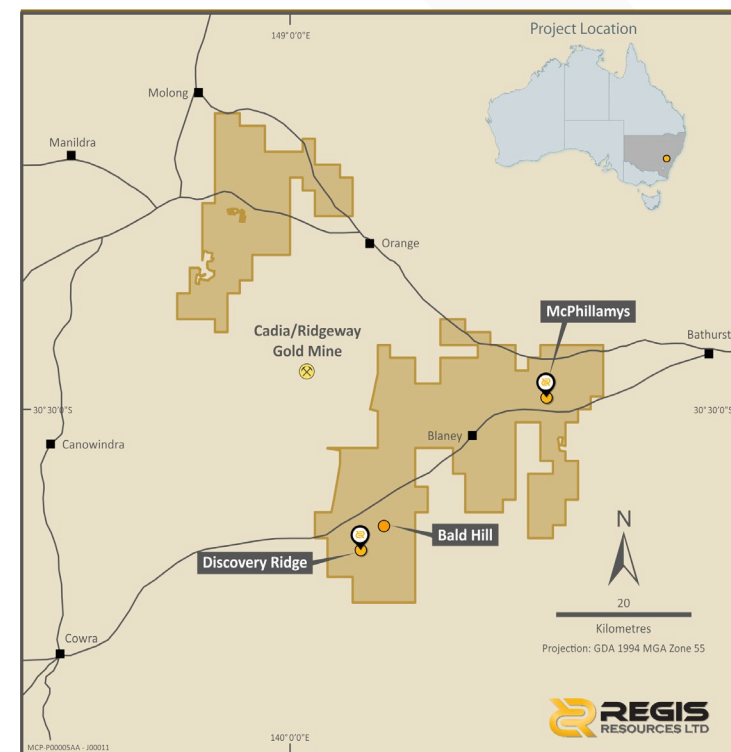
High-grade vein systems expected to grow

Recent Highlights:

- 2m @ 43 g/t Au
- 8m @ 10.8 g/t Au
- 2m @ 21.6 g/t Au
- 2m @ 19.9 g/t Au
- 3m @ 12.7 g/t Au
- 3m @ 11.6 g/t Au
- 6m @ 5.5 g/t Au
- 2m @ 15.4 g/t Au
- 3m @ 7.9 g/t Au
- 2m @ 11.1 g/t Au

MCPHILLAMYS GOLD PROJECT

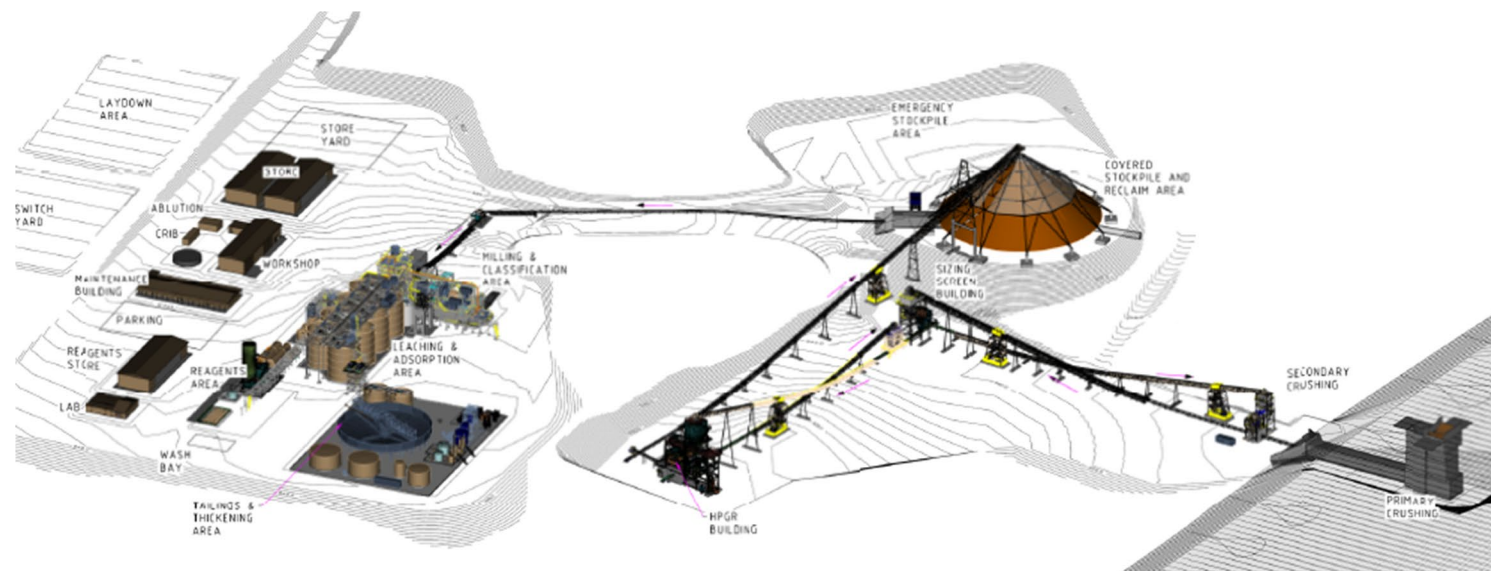
A Significant Organic Growth Opportunity



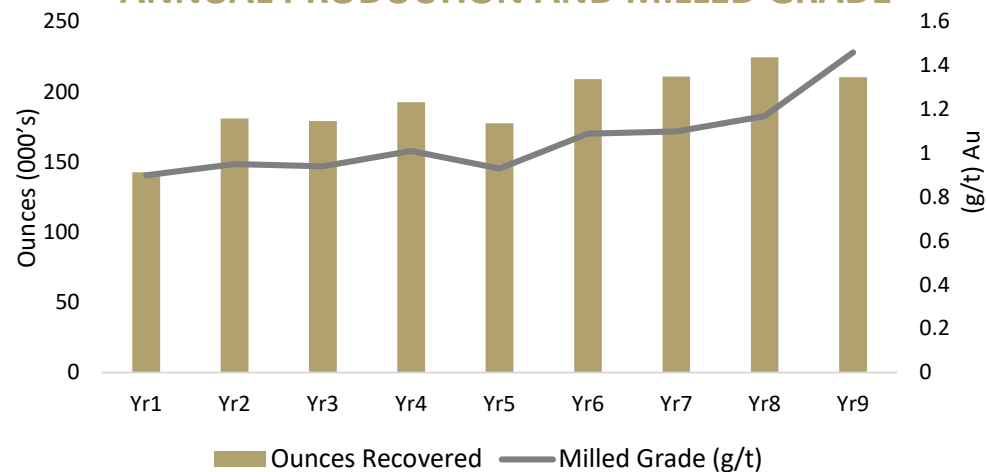
- Located in NSW, 30km east of Newcrest's Cadia Mine
- **Development Application** with the **Environmental Impact Statement (EIS)** lodged in July 19
- EIS will feed into the Definitive Feasibility Study (DFS)
- **DFS** will update PFS and provide estimates of operating parameters, capex and opex and a development timetable
- Significant and ongoing community consultation

MCPHILLAMYS GOLD PROJECT

100% owned and one of Australia's larger undeveloped open pittable gold resources



ANNUAL PRODUCTION AND MILLED GRADE



MINERAL RESOURCE

2.29 Moz of gold

ORE RESERVE

2.02 Moz of gold

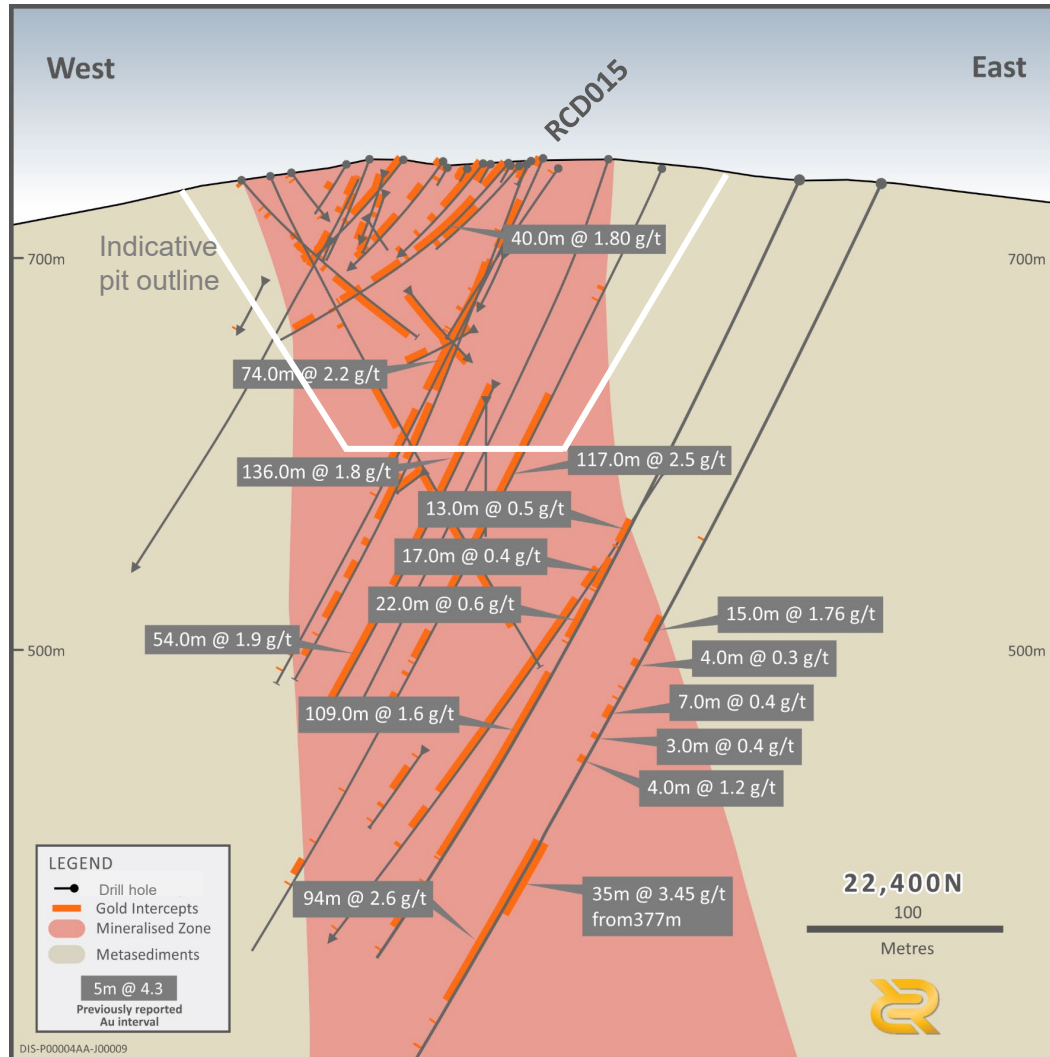
PRE-FEASIBILITY STUDY PHYSICALS¹

Ore milled (Million tonnes)	60.1
Grade (g/t)	1.05
Recovery (%)	85
LOM gold produced (oz)	1,728,000
Avg annual production (oz)	192,000
Strip ratio (volume w:o)	4.29

1. Refer to Regis ASX announcement released on 8 September 2017 for further details. Results to be updated as part of the DFS.

DISCOVERY RIDGE PROJECT

A Potential Satellite Open Pit



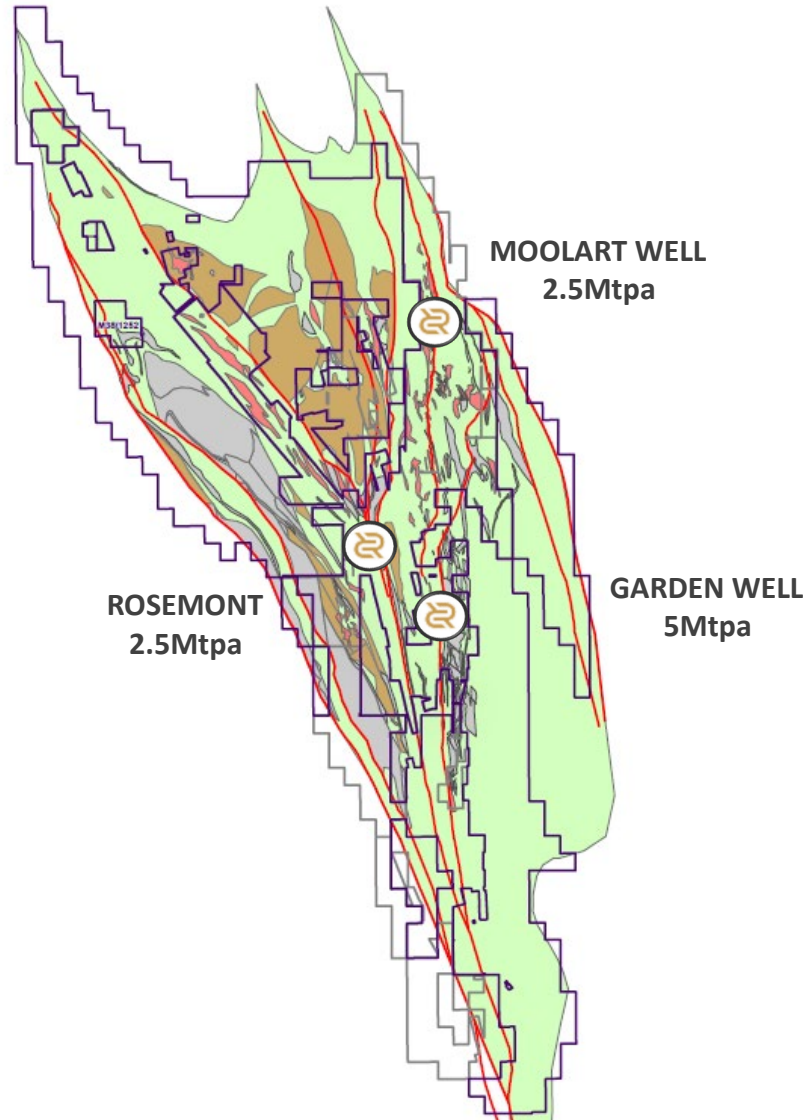
- Located 32km southwest of McPhillamys
- Mineral Resource – 10.4Mt @ 1.2 g/t Au for 391koz
- Near surface higher-grade mineralisation to add significant value to McPhillamys Gold Project
- Extra works required at McPhillamys to be included in DFS to ensure seamless incorporation of Discovery Ridge in future mine plan

Historical Near Surface Highlights

- 86m @ 2.3 g/t Au from 14m
- 94m @ 2.1 g/t Au from 0m
- 60m @ 2.9 g/t Au from 9m
- 74m @ 2.2 g/t Au from 54m
- 59m @ 2.5 g/t Au from 1m
- 28m @ 3.3 g/t Au from 30m

7.7Moz GOLD DISCOVERED SINCE 2006

Duketon Greenstone Belt landholding triples to 3,000 km²



Recent acquisition¹ delivers **control of 90% of the highly productive and prospective Duketon Greenstone Belt** around Regis' milling facilities



Immediate work initiated to expand advanced exploration prospects:

- Lancefield North - 1.9Mt @ 1.5 g/t Au for 96,000 ounces
- Golden Star - 50m @ 1.6g/t Au incl. 17m @ 3.8g/t Au and 16m @ 2.3g/t Au incl. 8m @ 4.3g/t Au
- McKenzie Well (3km from Garden Well mill) – 16m @ 1.0g/t Au and 9m @ 2.1g/t Au not drilled along strike onto Regis tenure



Limited deep exploration drilling undertaken beyond Rosemont and Garden Well



Only 5% of drill holes deeper than 200m pointing to more underground potential



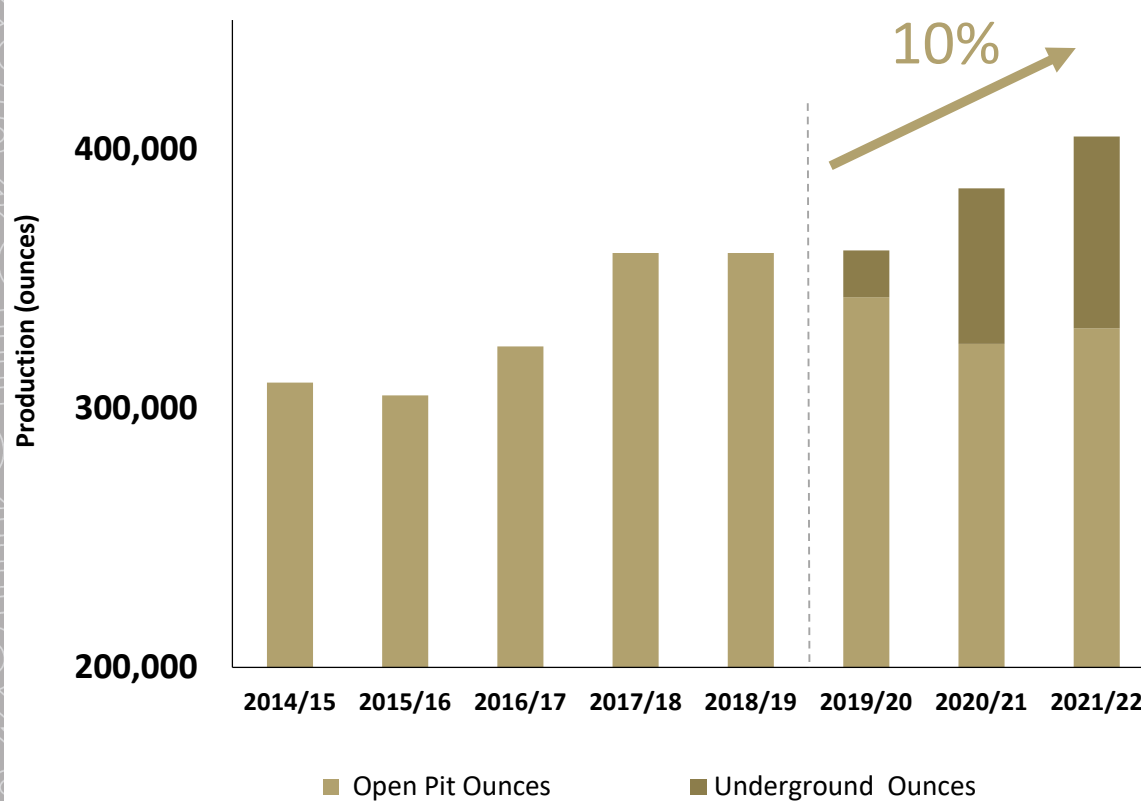
Expanded greenfields exploration activities will significantly increase the chances of new discoveries

1. Refer to Regis ASX announcement released on 26 August 2019. Duketon Strategic Acquisition.

FY20 GUIDANCE AND MEDIUM TERM OUTLOOK

Steady production growth with increasing underground contribution

Production Guidance **340,000 - 370,000oz** gold production at **A\$1,125-\$1,195/oz AISC**



Future Potential Production Step Change

- McPhillamys Gold Project
- Discovery Ridge

Potential Incremental Production at Duketon

- Garden Well UG
- Baneygo UG
- Pleco OP

Early Stage Testing

- Gloster UG
- Regional Exploration across the belt

INVESTMENT HIGHLIGHTS

- ➔ **Reliable production performance with consistent internal growth** from the Duketon Operations in Western Australia
- ➔ Record annual **gold production of 363,418 ounces** with **AISC of \$1,029** per ounce for FY2019
- ➔ **Cumulative dividend payments¹ at A\$407m** since 2013
- ➔ Production Guidance of **340,000 - 370,000oz** gold production at **A\$1,125-\$1,195/oz AISC** and **~A\$62m growth Capital** for FY2020
- ➔ Continuing current strategy of selling into Spot Deferred Hedges at a rate of at least 10koz per quarter.
- ➔ **Consistent resource (8Moz) and reserves (4Moz) replacement** and tripling of the prospective ground holdings at Duketon
- ➔ **Underground production** to become a significant contributor to the growth profile – **Rosemont UG development underway**
- ➔ **Enviably pipeline of growth projects** with McPhillamys one of Australia's largest undeveloped open pit gold resources
- ➔ **Exploration success** across multiple projects in both WA and NSW demonstrates Regis' long term value potential

1. Including yet to be paid dividend of \$41m due 16 Sept 2019





Further information:
Jim Beyer | Managing Director & CEO
+ 61 8 9442 2200

APPENDICES

- i) Financial Results FY19 – 30 June 2019
- ii) Hedging Strategy Details
- iii) Project Pipeline
- iv) Reserves and Resources @ March 2019

Appendix i) - FY2019 FINANCIAL RESULTS HIGHLIGHTS

- ❑ **Record gold production** of 363,418 oz
- ❑ **Revenue up 8%** to \$654.8 million
- ❑ EBITDA of \$306.8 million with strong **EBITDA margin of 46.8%**
- ❑ **Cash flows** from operating activities of **\$275.5 million up 6%** from previous year
- ❑ **Net profit after tax of \$163.1 million** and **net profit margin of 25%**
- ❑ **Cash and bullion of \$205.3 million**
- ❑ **Final fully franked 8cps (\$41m) dividend** for a total 16cps (\$81m) fully franked dividend for FY2019

GROUP FINANCIAL SUMMARY RESULTS

Physicals	Unit	Year Ended 30 June 2019	Year Ended 30 June 2018
Ounces Produced	oz	363,418	361,373
Ounces Sold	oz	369,721	359,750
Average Realised Price	\$/oz	1,765	1,680
Sales Revenue	\$m	652.5	604.4
Interest Income	\$m	2.3	2.1
Cost of Sales	\$m	(402.0)	(343.6)
Gross Profit	\$m	252.8	262.9
Other Income	\$m	4.4	3.4
Administration and Other Costs	\$m	(15.7)	(15.7)
Finance Costs	\$m	(1.4)	(1.3)
Impairment of Non Current Assets	\$m	(6.7)	(0.4)
Profit Before Tax	\$m	233.4	248.9
Income Tax Expense	\$m	(70.3)	(74.7)
Net Profit After Tax	\$m	163.1	174.2

FINANCIAL RESULTS HIGHLIGHTS

- ❑ Revenue up 8% to \$654.8 million
 - Gold sold up 2.8% to 369,721ozs with an average sale price of \$1,765/oz.
- ❑ Net Profit after Tax down 6.4% driven by non-cash impairment of capitalised exploration expenditure (\$6.7 million) and increased cost of goods sold of \$58.4 million (17.0%)
 - Cost of goods sold increase is primarily due to a 34% increase in BCM's mined at Duketon South (primarily Tooheys Well), combined with higher contractor costs and harder ore encountered at Duketon North (primarily Gloster)
- ❑ EBITDA of \$306.8 million slightly down from previous year
 - Strong EBITDA margin of 46.8%
- ❑ Net cash from operating activities of \$275.5 million up 6%
 - Record gold production of 363,418ozs at AISCs of \$1,029/oz
- ❑ Cash and bullion at 30 June 2019 of \$205.3 million (FY18 of \$208.8 million) after the payment of:
 - \$81.2 million in dividends
 - income tax \$54.0 million
 - \$34.8 million in exploration expenditure (including McPhillamys)
 - increased pre-production and pre-strip activities of \$45.1 million (primarily to bring new ore sources online) and
 - increased spend on fixed assets of \$16.6 million being primarily a Garden Well camp expansion and TSF works along with a mobile crusher at Gloster

REVIEW OF FY2019 OPERATIONS

		FY19	FY18
Ore mined	Mbcm	4.3	4.6
Waste mined	Mbcm	28.1	20.1
Strip ratio	w:o	6.6	4.4
Ore mined	Mt	10.1	10.6
Ore milled	Mt	9.4	10
Head grade	g/t	1.27	1.19
Recovery	%	94	94
Gold produced	'000 ozs	363	361
Cash cost	A\$/oz	819	721
Cash cost inc. royalties	A\$/oz	897	794
All-in Sustaining Cost	A\$/oz	1,029	901

Operations

- FY19 production 363,418ozs at top end of guidance
- FY19 grade of 1.27g/t: 7% higher than FY18
 - Positive impact of grade from full year production from Tooheys Well & Erlistoun

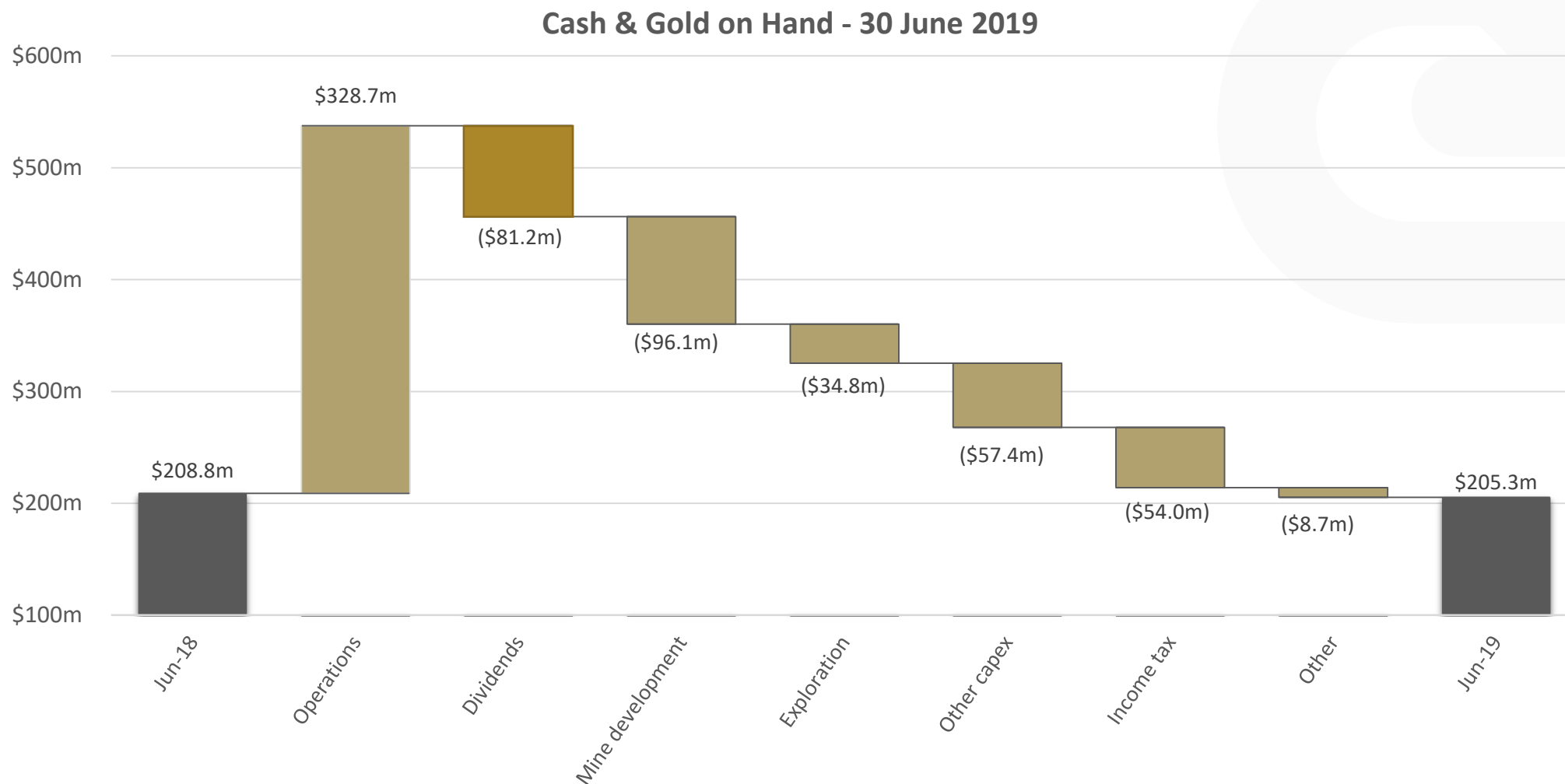
Costs

- FY19 cash costs \$819/oz & AISC \$1,029/oz

Operating Cashflow

- FY19 operating cashflow \$329m (FY18: \$301m)
 - Continued strong operating cashflow underpinning cash build and dividends

CASHFLOW WATERFALL



Strong cashflow from operations of \$328.7 million for FY2019 underpinned payment of \$81.2 million in dividends during the year

SUMMARY

Financials

- ❑ Net profit after tax of \$163.1 million (FY18: \$174.2 million)
- ❑ Final dividend of 8cps declared taking full year dividend for FY19 to 16cps

Operations

- ❑ Strong operational performance with record annual production of 363,418 ozs at the top end of guidance
- ❑ Commenced development of the first underground operation at Rosemont during the year
- ❑ Completed McPhillamys' Project Development Application and Environmental Impact Statement during the year and submitted in July 2019

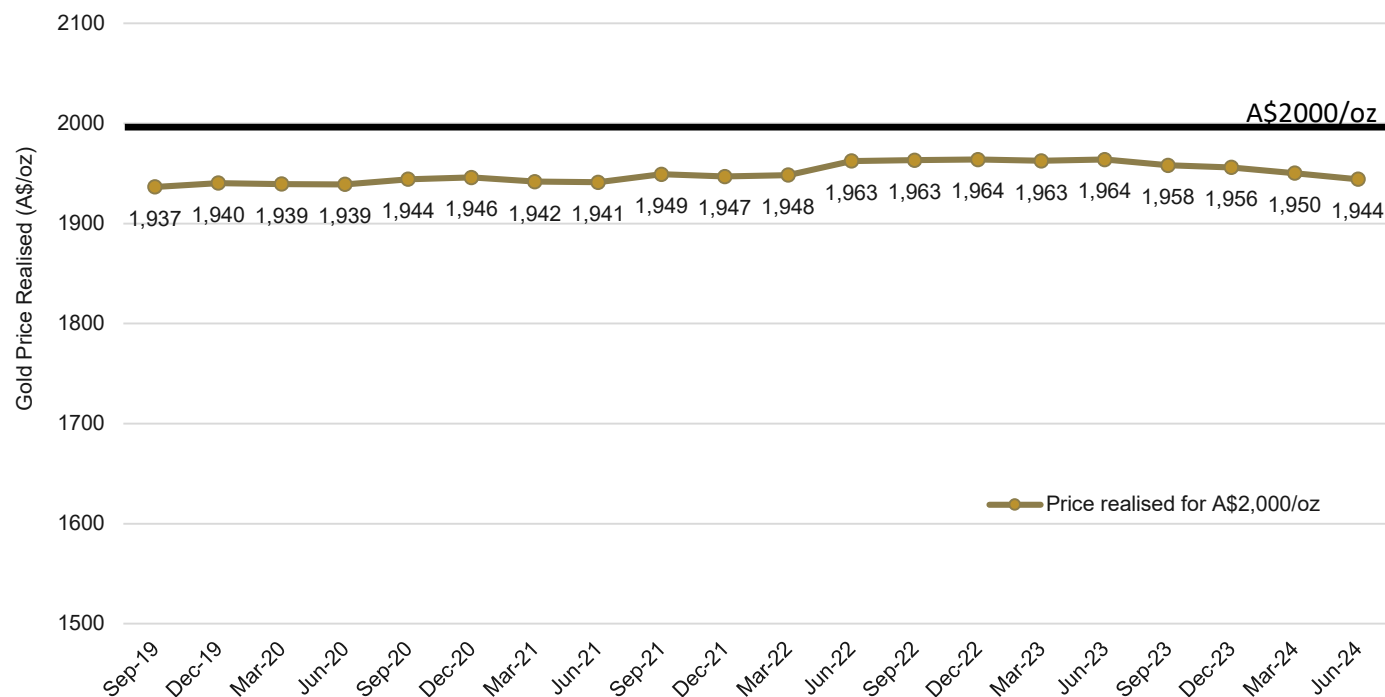
Reserve Growth

- ❑ Group Ore Reserves of 4.03Moz, an effective increase of 8% after accounting for mining depletion during the year (March 2018: 4.07Moz)

Appendix ii) “SPOT DEFERRED” – FLEXIBLE PROTECTION GOLD HEDGE BOOK (31 August 2019)

Regis’ hedge position stands at ~445koz at an average of A\$1,613/oz. There is no requirement for these to be ‘sold into’ in any specific time frame.

Regis is currently actively managing the process of selling into the lowest price hedges. Currently this is at rate of approximately 10koz per quarter – assuming a spot of A\$2,000/oz this results in an overall 3% drop in average price received, as illustrated in Graph below.



Hedging Price Range	Quantity
A\$1,400 - \$1,500	202,000
A\$1,500 - \$1,600	15,000
A\$1,600 - \$1,700	36,000
A\$1,700 - \$1,800	131,000
A\$1,800 - \$1,900	60,000

Appendix iii) PROJECT PIPELINE

EXPLORATION

- Moolart Well Ext.
- Baneygo – Idaho
- Gloster UG
- Garden Well UG
- Duketon Greenstone Belt
- Tooheys UG
- Discovery Ridge UG
- Rosemont UG Ext.
- NSW Regional

PROJECT STUDIES

- McPhillamys
- Discovery Ridge
- Garden Well OP Expansion
- Garden Well UG
- Tooheys OP Expansion

DEVELOPMENT PROJECTS

- Baneygo
- Beamish
- Russells
- Petra

OPERATING MINES

- Gloster
- Moolart Well
- Garden Well
- Tooheys Well
- Erlistoun
- Rosemont OP and UG
- Dogbolter - Anchor

Appendix iv) GROUP ORE RESERVES (31 March 2019)

Gold			Proved			Probable			Total Ore Reserve			Competent Person ³
Project	Type	Cut-Off (g/t) ²	Tonnes (Mt)	Gold Grade (g/t)	Gold Metal (koz)	Tonnes (Mt)	Gold Grade (g/t)	Gold Metal (koz)	Tonnes (Mt)	Gold Grade (g/t)	Gold Metal (koz)	
Moolart Well ¹	Open-Pit	> 0.3	2.2	0.88	63	3.3	0.78	83	5.5	0.82	146	C
Dogbolter ¹	Open-Pit	> 0.35	0.1	0.92	2	3.4	1.12	124	3.5	1.12	126	C
Gloster ¹	Open-Pit	> 0.4	0.5	0.85	13	3.0	1.09	106	3.5	1.06	119	C
Petra	Open-Pit	> 0.4	-	-	-	1.0	1.11	34	1.0	1.11	34	C
Anchor ¹	Open-Pit	> 0.35	0.0	-	1	0.1	1.76	6	0.1	1.62	8	C
Duketon North Deposits	Sub Total		2.8	0.88	79	10.9	1.01	354	13.7	0.99	433	
Garden Well ¹	Open-Pit	> 0.3	5.5	0.73	130	12.9	1.05	434	18.4	0.95	564	C
Rosemont ¹	Open-Pit	> 0.35	1.8	1.34	79	4.0	1.47	190	5.9	1.43	269	C
Rosemont ⁴	Underground	2.0	-	-	-	0.6	6.44	123	0.6	6.44	123	D
Tooheys Well ¹	Open-Pit	> 0.45	0.1	-	6	6.5	1.55	322	6.6	1.54	328	C
Baneygo	Open-Pit	> 0.45	-	-	-	3.4	1.30	142	3.4	1.30	142	C
Erlistoun ¹	Open-Pit	> 0.35	0.1	1.19	4	2.8	1.31	118	2.9	1.31	122	C
Russells Find	Open-Pit	> 0.4	-	-	-	0.7	1.33	30	0.7	1.33	30	C
Duketon South Deposits	Sub Total		7.6	0.89	219	30.9	1.37	1,359	38.5	1.27	1,578	
Duketon Total	Sub Total		10.4	0.89	298	41.7	1.28	1,713	52.2	1.20	2,011	
McPhillamys⁴	Open-Pit	> 0.4	-	-	-	60.8	1.04	2,023	60.8	1.04	2,023	C
Regis	Grand Total		10.4	0.89	298	102.5	1.13	3,736	112.9	1.11	4,034	

Notes

The above data has been rounded to the nearest 100,000 tonnes, 0.01 g/t gold grade and 1,000 ounces. Errors of summation may occur due to rounding.

1. Mineral Resources and Ore Reserves are reported inclusive of ROM Stockpiles at cut-off grade of 0.4 g/t.
2. Cutoff grades vary according to oxidation and lithology domains. Refer to Group Ore Reserves Lower Cut Notes.
3. Refer to Group Competent Person Notes.
4. As reported 15th April 2019

GROUP MINERAL RESOURCES (31 March 2019)

Gold			Measured			Indicated			Inferred			Total Resource			Competent Person ²
Project	Type	Cut-Off (g/t)	Tonnes (Mt)	Gold Grade (g/t)	Gold Metal (koz)	Tonnes (Mt)	Gold Grade (g/t)	Gold Metal (koz)	Tonnes (Mt)	Gold Grade (g/t)	Gold Metal (koz)	Tonnes (Mt)	Gold Grade (g/t)	Gold Metal (koz)	
Moolart Well ¹	Open-Pit	0.4	6.5	0.80	167	21.2	0.68	461	5.6	0.71	128	33.3	0.71	756	A
Gloster ¹	Open-Pit	0.4	0.5	0.85	13	9.6	0.78	240	6.0	0.67	129	16.1	0.74	382	A
Dogbolter ¹	Open-Pit	0.4	0.1	0.92	2	4.9	1.00	171	0.2	1.11	6	5.1	1.08	179	A
Petra	Open-Pit	0.4	-	-	-	1.5	1.05	52	0.8	0.65	17	2.4	0.91	69	A
Anchor ¹	Open-Pit	0.4	0.0	1.16	1	0.2	1.50	9	0.0	0.65	0	0.2	1.44	11	A
Duketon North Deposits	Sub Total		7.1	0.80	183	37.4	0.78	934	12.6	0.69	280	57.1	0.76	1,398	
Garden Well ¹	Open-Pit	0.4	6.6	0.72	153	52.6	0.88	1,484	13.2	0.72	307	72.5	0.83	1,944	A
Rosemont ¹	Open-Pit	0.4	2.6	1.21	101	9.9	1.14	363	0.1	1.21	4.87	12.6	1.19	469	A
Rosemont ³	Underground	2.0	-	-	-	0.9	5.52	169	0.8	5.66	145	1.7	5.59	314	B
Tooheys Well ¹	Open-Pit	0.4	0.1	1.25	6	15.3	1.13	558	1.2	0.89	34	16.6	1.12	598	A
Baneygo	Open-Pit	0.4	-	-	-	10.7	0.99	342	0.7	0.94	21	11.4	0.99	363	A
Erlistoun ¹	Open-Pit	0.4	0.1	1.19	4	4.2	1.22	165	0.6	0.99	18	4.9	1.19	187	A
Russells Find	Open-Pit	0.4	-	-	-	2.4	1.04	81	0.2	0.87	5	2.6	1.03	86	A
Reichelts Find	Open-Pit	0.4	-	-	-	0.6	2.18	43	0.3	2.26	21	0.9	2.21	64	A
King John	Open-Pit	0.4	-	-	-	-	-	-	0.8	1.56	42	0.8	1.56	42	A
Beamish	Open-Pit	0.4	-	-	-	1.8	0.70	41	-	-	-	1.8	0.70	41	A
Duketon South Deposits	Sub Total		9.4	0.87	263	98.6	1.02	3,245	17.9	1.04	599	125.9	1.01	4,108	
Duketon Total	Total		16.6	0.84	447	136.0	0.96	4,180	30.5	0.90	879	183.1	0.94	5,506	
McPhillamys	Open-Pit	0.4	-	-	-	69.1	1.03	2,278	0.7	0.63	15	69.8	1.02	2,293	A
Discovery Ridge	Open-Pit	0.4	-	-	-	8.1	1.26	331	2.3	0.82	60	10.4	1.17	391	A
NSW Deposits	Sub Total		-	-	-	77.2	1.05	2,609	3.0	0.78	75	80.2	1.04	2,683	
Regis	Grand Total		16.6	0.84	447	213.2	0.99	6,788	33.5	0.89	954	263.3	0.97	8,189	

Notes

The above data has been rounded to the nearest 100,000 tonnes, 0.01 g/t gold grade and 1,000 ounces. Errors of summation may occur due to rounding.

All Mineral Resources are reported inclusive of Ore Reserves to JORC Code 2012 unless otherwise noted.

1. Mineral Resources and Ore Reserves are reported inclusive of ROM Stockpiles at cut-off grade of 0.4 g/t.

2. Refer to Group Competent Person Notes.

3. As reported 15th April 2019



Further information:
Jim Beyer | Managing Director & CEO
+ 61 8 9442 2200